



# Mirror Demister



Heating pad that sticks to the back of your mirror, warming the surface to prevent condensation



Quick heat up time. Almost immediate!



Available in 3 different shapes and 5 different sizes

Imagine: no more steamy, foggy mirrors!



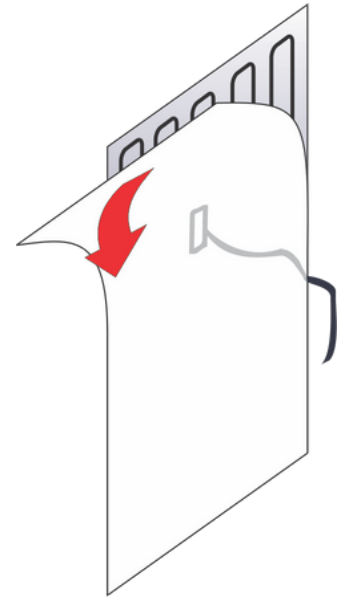
# Configuration

The Coldbuster mirror demister is a paper-thin self adhesive pad with a consistently spaced ultra-fine heating element.

The 1.3m long power lead cord can be connected (by a licensed electrician) to:

- a Coldbuster Floor Heating thermostat,
- a light switch, or
- its own power switch.

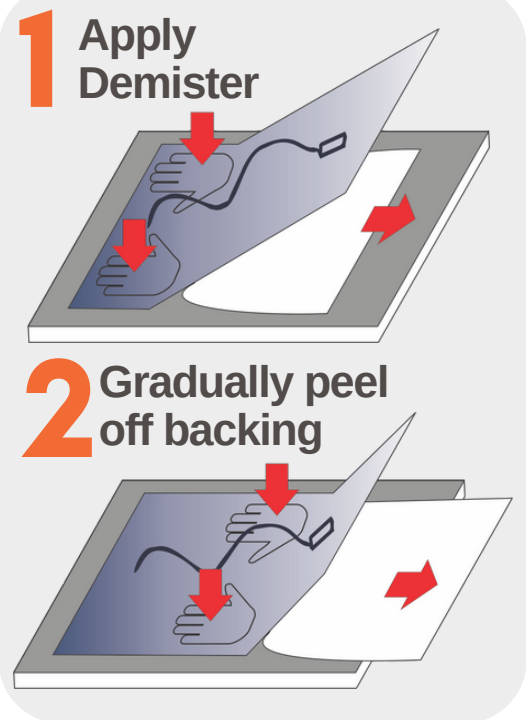
The power lead cord is usually recessed into the wall. Multiple heaters can be connected together in parallel to cover larger mirror areas.



# Installation

With the mirror placed face down on a soft surface, ensure the back of the mirror is dry and clean (to ensure best adhesion). Before removing the wax backing, mark the outline of desired demister position.

Peel back a corner of the thin backing layer on the top of the demister. Align with marked outline and stick to the back of the mirror. Apply an even pressure to avoid the formation of bubbles as you gradually peel off the remaining backing layer.



# Specification

Mirror Demisters are offered at Half Price **ONLY** with any Heater and Thermostat combination.

Product Code	Width	Length	Watts	Amps	Price	Price
MD REC3040	300mm	400mm	18W	0.1A	\$90.20	<b>\$45.10</b>
MD REC4060	400mm	600mm	40W	0.2A	\$112.20	<b>\$56.10</b>
MD REC6080	600mm	800mm	85W	0.4A	\$157.30	<b>\$78.65</b>
MD OVA4060	400mm	600mm	40W	0.2A	\$139.70	<b>\$69.85</b>
MD ROU4040	400mm	400mm	20W	0.1A	\$104.50	<b>\$52.25</b>

5 Year Warranty

European Conformity

RoHS Compliant

UL US Compliant

Energy Efficient

IPX7 ISO Certified

Head Office:

10/14 Rodborough Road  
Frenchs Forest NSW 2086

For Free Quote Australia-Wide:

Call: 1800 85 75 65  
Email: sales@coldbuster.com.au

Find Us Online:

Website: [www.coldbuster.com.au](http://www.coldbuster.com.au)  
LinkedIn: @coldbusterfloorheating  
Facebook: @coldbusterfloorheating  
Instagram: @coldbusterfloorheating